


CLAUSE 35
Introductory sub-table (I)(a)

NAME OF THE COMPANY : KANISHK STEEL INDUSTRIES LTD
 SCRIP CODE : , NAME OF THE SCRIP : , CLASS OF SECURITY : EQUITY
 QUARTER ENDED :
 SHAREHOLDING PATTERN AS ON : 30-Jun-2015

Partly paid-up shares:-	No. of partly paid-up shares	As a % of total no. of partly paid-up shares	As a % of total no. of shares of the company
Held by promoter/promoter group			
Held by public			
Total - D			
Outstanding convertible securities:-	No. of outstanding securities	As a % of total no. of outstanding convertible securities	As a % of total no. of shares of the company, assuming full conversion of the convertible securities
Held by promoter/promoter group			
Held by public			
Total - E			
Warrants:-	No. of warrants	As a % of total no. of warrants	As a % of total no. of shares of the company, assuming full conversion of warrants
Held by promoter/promoter group			
Held by public			
Total - F			
Total paid-up capital of the company, assuming full Conversion of warrants and convertible securities	28436074		



CLAUSE 35
Introductory sub-table (I)(a)

NAME OF THE COMPANY : KANISHK STEEL INDUSTRIES LTD
 SCRIP CODE :
 QUARTER ENDED :
 SHAREHOLDING PATTERN AS ON : 30-Jun-2015
 , NAME OF THE SCRIP :
 , CLASS OF SECURITY : EQUITY

STATEMENT SHOWING SHAREHOLDING PATTERN
TABLE (I)(a)

DATE CATEGORY CODE	CATEGORY OF SHARE HOLDER	NO. OF HOLDERS	TOTAL NO. OF SHARES	SHARES IN DEMAT	TOTAL SHAREHOLDING AS A PERCENTAGE OF TOTAL NUMBER OF SHARES		SHARES PLEDGED OR OTHERWISE ENCUMBERED	
					AS A % OF (A+B) (VI)	AS A % OF (A+B+C) (VII)	Number of shares (VIII)	As a percentage (IX)= (VIII)/(IV)*100
(I)	(II)	(III)	(IV)	(V)				
A. SHAREHOLDING OF PROMOTER AND PROMOTER GROUP								
1. INDIAN								
a.	INDIVIDUALS/HINDU UNDIVIDED FAMILY	20	7845133	7845133	27.5886	27.5886	0	0.0000
b.	CENTRAL GOVERNMENT/ STATE GOVERNMENT(S)	0	0	0	0.0000	0.0000	0	0.0000
c.	BODIES CORPORATE	8	8238350	7118350	28.9714	28.9714	1120000	13.5949
d.	FINANCIAL INSTITUTIONS/ BANKS	0	0	0	0.0000	0.0000	0	0.0000
e.	ANY OTHER							
SUB - TOTAL (A)(1)		28	16083483	14963483	56.5601	56.5601	1120000	6.9636
2. FOREIGN								
a.	INDIVIDUALS (NON- RESIDENT INDIVIDUALS/ FOREIGN INDIVIDUALS)	0	0	0	0.0000	0.0000	0	0.0000
b.	BODIES CORPORATE	1	2000000	0	7.0333	7.0333	0	0.0000
c.	INSTITUTIONS	0	0	0	0.0000	0.0000	0	0.0000
d.	QUALIFIED FOREIGN INVESTOR	0	0	0	0.0000	0.0000	0	0.0000
e.	ANY OTHER DIRECTORS/RELATIVE NRI	1	2000000	0	7.0333	7.0333	0	0.0000
SUB - TOTAL (A)(2)		2	4000000	0	14.0666	14.0666	0	0.0000
TOTAL SHARE HOLDING OF PROMOTER AND PROMOTER GROUP (A) = (A)(1)+(A)(2)		30	20083483	14963483	70.6267	70.6267	1120000	5.5767




CLAUSE 35
Introductory sub-table (I)(a)

NAME OF THE COMPANY : KANISHK STEEL INDUSTRIES LTD
 SCRIP CODE : , NAME OF THE SCRIP : , CLASS OF SECURITY : EQUITY
 QUARTER ENDED :
 SHAREHOLDING PATTERN AS ON : 30-Jun-2015

STATEMENT SHOWING SHAREHOLDING PATTERN
TABLE (I)(a)

CATEGORY CODE	CATEGORY OF SHARE HOLDER	NO. OF HOLDERS	TOTAL NO. OF SHARES	SHARES IN DEMAT	TOTAL SHAREHOLDING AS A PERCENTAGE OF TOTAL NUMBER OF SHARES		SHARES PLEDGED OR OTHERWISE ENCUMBERED	
					AS A % OF (A+B) (VI)	AS A % OF (A+B+C) (VII)		
(I)	(II)	(III)	(IV)	(V)	Number of shares (VIII)	As a percentage (IX) = (VIII)/(IV)*100		
B. PUBLIC SHAREHOLDING								
1. INSTITUTIONS								
a.	MUTUAL FUNDS/UTI	0	0	0	0.0000	0.0000	NA	NA
b.	FINANCIAL INSTITUTIONS/ BANKS	0	0	0	0.0000	0.0000	NA	NA
c.	CENTRAL GOVERNMENT/ STATE GOVERNMENT(S)	0	0	0	0.0000	0.0000	NA	NA
d.	VENTURE CAPITAL FUNDS	0	0	0	0.0000	0.0000	NA	NA
e.	INSURANCE COMPANIES	0	0	0	0.0000	0.0000	NA	NA
f.	FOREIGN INSTITUTIONAL INVESTORS	1	8704	8704	0.0306	0.0306	NA	NA
g.	FOREIGN VENTURE CAPITAL INVESTORS	0	0	0	0.0000	0.0000	NA	NA
h.	QUALIFIED FOREIGN INVESTOR	0	0	0	0.0000	0.0000	NA	NA
i.	ANY OTHER							
SUB - TOTAL (B)(1)		1	8704	8704	0.0306	0.0306	NA	NA



CLAUSE 35
Introductory sub-table (I)(a)

NAME OF THE COMPANY : KANISHK STEEL INDUSTRIES LTD
 SCRIP CODE :
 QUARTER ENDED :
 SHAREHOLDING PATTERN AS ON : 30-Jun-2015
 NAME OF THE SCRIP :
 CLASS OF SECURITY : EQUITY

STATEMENT SHOWING SHAREHOLDING PATTERN
TABLE (I)(a)

CATEGORY CODE	CATEGORY OF SHARE HOLDER	NO. OF HOLDERS	TOTAL NO. OF SHARES	SHARES IN DEMAT	TOTAL SHAREHOLDING AS A PERCENTAGE OF TOTAL NUMBER OF SHARES		SHARES PLEDGED OR OTHERWISE ENCUMBERED	
					AS A % OF (A+B) (VI)	AS A % OF (A+B+C) (VII)	Number of shares (VIII)	As a percentage (IX)= (VIII)/(IV)*100
(I)	(II)	(III)	(IV)	(V)	(VI)	(VII)	(VIII)	(IX)
2. NON-INSTITUTIONS								
a.	BODIES CORPORATE	98	5221061	5214161	18.3606	18.3606	NA	NA
b.	INDIVIDUALS - I INDIVIDUAL SHAREHOLDERS HOLDING NOMINAL SHARE CAPITAL UPTO RS. 1 LAKH	4828	1341377	851319	4.7171	4.7171	NA	NA
	II INDIVIDUAL SHAREHOLDERS HOLDING NOMINAL SHARE CAPITAL IN EXCESS OF RS. 1 LAKH	15	1237869	1218169	4.3531	4.3531	NA	NA
c.	QUALIFIED FOREIGN INVESTOR	0	0	0	0.0000	0.0000	NA	NA
d.	ANY OTHER HINDU UNDIVIDED FAMILIES NON RESIDENT INDIANS	56 198	420442 123138	420442 49238	1.4785 0.4330	1.4785 0.4330	NA NA	NA NA
		254	543580	469680	1.9115	1.9115	NA	NA
SUB - TOTAL (B)(2)		5195	8343887	7753329	29.3426	29.3426	NA	NA
TOTAL PUBLIC SHAREHOLDING (B) = (B)(1)+(B)(2)		5196	8352591	7762033	29.3732	29.3732	NA	NA
TOTAL (A)+(B)		5226	28436074	22725516	100.0000	100.0000	1120000	3.9386
C. SHARES HELD BY CUSTODIANS AND AGAINST WHICH DEPOSITORY RECEIPTS HAVE BEEN ISSUED								
	Promoter and Promoter Group Public	0 0	0 0	0 0	0.0000 0.0000	0.0000 0.0000	NA NA	NA NA
TOTAL CUSTODIAN (C)		0	0	0	0.0000	0.0000	NA	NA
GRAND TOTAL (A)+(B)+(C)		5226	28436074	22725516	100.0000	100.0000	1120000	3.9386



KANISHK STEEL INDUSTRIES LTD

(I)(b) Statement showing holding of securities (including shares, warrants, convertible securities) of persons belonging to the category "Promoter and Promoter Group" - 30-Jun-2015


Sr.No	Name of the shareholder	Details of Shares held		Encumbered shares (*)			Details of warrants		Details of convertible securities		Total shares (including underlying shares assuming full conversion of warrants and convertible securities) as a % of diluted share capital
		No. of Shares held	As a % of grand total (A)+(B)+(C)	No. of Shares held	As a percentage	As a % of grand total (A)+(B)+(C) of sub-clause (I)(a)	Number of warrants held	As a % total number of warrants of the same class	Number of convertible securities held	As a % total number of convertible securities of the same class	
(I)	(II)	(III)	(IV)	(V)	(VI)= (V)/(III)*100	(VII)	(VIII)	(IX)	(X)	(XI)	(XII)
1	RADIANT SOLUTIONS PRIVATE LTD	2000000	7.0333	0	0.0000	0.0000	0	0.0000	0	0.0000	7.0333
2	TAMILNADU PROPERTY DEVELOPERS PVT LTD	1120000	3.9386	1120000	100.0000	3.9386	0	0.0000	0	0.0000	3.9386
3	AMEENA BAGUM	2000000	7.0333	0	0.0000	0.0000	0	0.0000	0	0.0000	7.0333
4	SRI HARI VALLABHA ENTERPRISES AND INVESTMENTS PVT. LIMITED	687259	2.4168	0	0.0000	0.0000	0	0.0000	0	0.0000	2.4168
5	GOODFAITH VINIMAY PRIVATE LIMITED	1001243	3.5210	0	0.0000	0.0000	0	0.0000	0	0.0000	3.5210
6	DHANVARSHA ENTERPRISES AND INVESTMENTS PVT. LIMITED	1259807	4.4303	0	0.0000	0.0000	0	0.0000	0	0.0000	4.4303
7	ASSAM MERCANTILE COMPANY LIMITED	525144	1.8467	0	0.0000	0.0000	0	0.0000	0	0.0000	1.8467
8	INDIAN CORPORATE BUSINESS CENTRE LTD	349400	1.2287	0	0.0000	0.0000	0	0.0000	0	0.0000	1.2287
9	TAMILNADU PROPERTY DEVELOPERS LTD	1280000	4.5013	0	0.0000	0.0000	0	0.0000	0	0.0000	4.5013
10	TAMILNADU ENTERPRISES AND INVESTMENT PRIVATE LTD	2015497	7.0878	0	0.0000	0.0000	0	0.0000	0	0.0000	7.0878
11	ARVIND GUPTA.MR	57050	0.2006	0	0.0000	0.0000	0	0.0000	0	0.0000	0.2006
12	RAJESH GUPTA	57050	0.2006	0	0.0000	0.0000	0	0.0000	0	0.0000	0.2006
13	RAVI GUPTA MR	80800	0.2841	0	0.0000	0.0000	0	0.0000	0	0.0000	0.2841
14	ARVIND GUPTA	979017	3.4428	0	0.0000	0.0000	0	0.0000	0	0.0000	3.4428
15	RAJESH KUMAR GUPTA	2370174	8.3350	0	0.0000	0.0000	0	0.0000	0	0.0000	8.3350
16	SHAILJA GUPTA	36272	0.1275	0	0.0000	0.0000	0	0.0000	0	0.0000	0.1275
17	ABHISHEK SARAFF	589700	2.0737	0	0.0000	0.0000	0	0.0000	0	0.0000	2.0737
18	SUBHASH CHANDRA SARAFF	292	0.0010	0	0.0000	0.0000	0	0.0000	0	0.0000	0.0010
19	ROOP CHAND BETALA	100000	0.3516	0	0.0000	0.0000	0	0.0000	0	0.0000	0.3516
20	SUDHA GUPTA MRS	929840	3.2699	0	0.0000	0.0000	0	0.0000	0	0.0000	3.2699
21	NIVEDITA GUPTA	10000	0.0351	0	0.0000	0.0000	0	0.0000	0	0.0000	0.0351
22	KANISHK GUPTA MR	34456	0.1211	0	0.0000	0.0000	0	0.0000	0	0.0000	0.1211
23	AVANTIKA GUPTA MS	21608	0.0759	0	0.0000	0.0000	0	0.0000	0	0.0000	0.0759
24	SAMRIDHI GUPTA MS	74724	0.2627	0	0.0000	0.0000	0	0.0000	0	0.0000	0.2627
25	KANISHK GUPTA	383156	1.3474	0	0.0000	0.0000	0	0.0000	0	0.0000	1.3474
26	SHAILJA GUPTA	192733	0.6777	0	0.0000	0.0000	0	0.0000	0	0.0000	0.6777
27	RENU DEVI JALAN	800000	2.8133	0	0.0000	0.0000	0	0.0000	0	0.0000	2.8133
28	RAVI KUMAR GUPTA	748467	2.6321	0	0.0000	0.0000	0	0.0000	0	0.0000	2.6321
29	SATYA NARAIN GUPTA	377600	1.3278	0	0.0000	0.0000	0	0.0000	0	0.0000	1.3278
30	NIVEDITA GUPTA	2194	0.0077	0	0.0000	0.0000	0	0.0000	0	0.0000	0.0077
	TOTAL	20083483	70.6267	1120000	5.5767	3.9386	0	0.0000	0	0.0000	70.6267



KANISHK STEEL INDUSTRIES LTD

(I)(c)(i) Statement showing holding of securities (including shares, warrants, convertible securities) of persons belonging to the category "Public" and holding more than 1% of the total number of shares - 30-Jun-2015


Sr.No	Name of the shareholder	No. of Shares held	Shares as a percentage of total number of shares (i.e., Grand Total (A)+(B)+(C) indicated in Statement at para(I)(a) above)	Details of warrants		Details of convertible securities		Total shares (including underlying shares assuming full conversion of warrants and convertible securities) as a % of diluted share capital
				Number of warrants held	As a % total number of warrants of the same class	Number of convertible securities held	% w.r.t total number of convertible securities of the same class	
1	GLOBE STOCKS AND SECURITIES LTD.	1305550	4.5911	0	0.0000	0	0.0000	4.5911
2	PRJ FINANCE PVT.LTD.	485000	1.7055	0	0.0000	0	0.0000	1.7055
3	CHENNAI MATERIAL RECYCLING AND TRADING COMPANY PRIVATE LTD	2489584	8.7550	0	0.0000	0	0.0000	8.7550
	TOTAL	4280134	15.0517	0	0.0000	0	0.0000	15.0517



KANISHK STEEL INDUSTRIES LTD

(I)(c)(ii) Statement showing holding of securities (including shares, warrants, convertible securities) of persons (together with PAC) belonging to the category "Public" and holding more than 5% of the total number of shares of the company - 30-Jun-2015

Sr.No	Name(s) of the shareholder(s) and the Persons Acting in Concert (PAC) with them	No. of Shares held	Shares as a percentage of total number of shares (i.e., Grand Total (A)+(B)+(C) indicated in Statement at para(I)(a) above)	Details of warrants		Details of convertible securities		Total shares (including underlying shares assuming full conversion of warrants and convertible securities) as a % of diluted share capital
				Number of warrants held	As a % total number of warrants of the same class	Number of convertible securities held	% w.r.t total number of convertible securities of the same class	
1	CHENNAI MATERIAL RECYCLING AND TRADING COMPANY PRIVATE LTD	2489584	8.7550	0	0.0000	0	0.0000	8.7550
	TOTAL	2489584	8.7550	0	0.0000	0	0.0000	8.7550




KANISHK STEEL INDUSTRIES LTD
 (I)(d) STATEMENT SHOWING DETAILS OF LOCKED-IN SHARES -30-Jun-2015

SL.NO	NAME OF THE SHARE HOLDER	NUMBER OF LOCKED IN SHARES	LOCKED-IN SHARES AS A % OF TOTAL NUMBER OF SHARES (i.e., GRAND TOTAL	Promoter / Promoter Group / Public
	NIL			



KANISHK STEEL INDUSTRIES LTD
 (II)(a) STATEMENT SHOWING DETAILS OF DEPOSITORY RECEIPTS (DRs) - 30-Jun-2015


SL.NO	TYPE OF OUTSTANDING DR (ADRs, GDRs, SDRs,etc.)	NUMBER OF OUTSTANDING DRs	NUMBER OF SHARES UNDERLYING OUTSTANDING DRs	SHARES UNDERLYING OUTSTANDING DRs AS A % OF TOTAL NUMBER OF SHARES (i.e., GRAND TOTAL (A)+(B)+(C) INDICATED IN STATEMENT AT PARA (I)(a) ABOVE.]
	NIL			



KANISHK STEEL INDUSTRIES LTD

(II)(b) STATEMENT SHOWING HOLDING OF DEPOSITORY RECEIPTS (DRs), WHERE UNDERLYING SHARES HELD BY
PROMOTER/PROMOTER GROUP ARE IN EXCESS OF 1% OF THE TOTAL NUMBER OF SHARES - 30-Jun-2015

SL.NO	NAME OF THE DR HOLDER	TYPE OF OUTSTANDING DR (ADRs, GDRs, SDRs, etc.)	NUMBER OF SHARES UNDERLYING OUTSTANDING DRs	SHARES UNDERLYING OUTSTANDING DRs AS A % OF TOTAL NUMBER OF SHARES (i.e., GRAND TOTAL (A)+(B)+(C) INDICATED IN STATEMENT AT PARA (I)(a) ABOVE)
	NIL			




Handwritten text, possibly a signature or date, written diagonally across the page.

KANISHK STEEL INDUSTRIES LTD

(III) (a) STATEMENT SHOWING THE VOTING PATTERN OF SHAREHOLDERS, IF MORE THAN ONE CLASS OF SHARES / SECURITIES IS ISSUED BY THE ISSUER.

CATEGORY OF SHARE HOLDER		NUMBER OF VOTING RIGHTS HELD IN EACH CLASS OF SECURITIES			TOTAL VOTING RIGHTS (III+IV+V)	TOTAL VOTING RIGHTS i.e. (VI)	
		CLASS X (III)	CLASS Y (IV)	CLASS Z (V)	(VI)	AS A % OF (A+B) (VII)	AS A % OF (A+B+C) (VIII)
(I)	(II)						
(A) PROMOTER AND PROMOTER GROUP							
(1) INDIAN							
(a) INDIVIDUALS/HINDU UNDIVIDED FAMILY							
(b) CENTRAL GOVERNMENT / STATE GOVERNMENT(S)							
(c) BODIES -CORPORATE							
(d) FINANCIAL INSTITUTIONS / BANKS							
(e) ANY OTHER (SPECIFY)							
SUB-TOTAL (A) (1)							
(2) FOREIGN							
(a) INDIVIDUALS (NON-RESIDENT INDIVIDUALS / FOREIGN INDIVIDUALS)							
(b) BODIES CORPORATE							
(c) INSTITUTIONS							
(d) ANY OTHER							
SUB-TOTAL (A) (2)							
TOTAL SHAREHOLDING OF PROMOTER AND PROMOTER GROUP (A)=(A) (1)+(A) (2)							



KANISHK STEEL INDUSTRIES LTD

(III)(a) STATEMENT SHOWING THE VOTING PATTERN OF SHAREHOLDERS, IF MORE THAN ONE CLASS OF SHARES / SECURITIES IS ISSUED BY THE ISSUER.

(I)	(II)	(III)	(IV)	(V)	(VI)	(VII)	(VIII)
	(B) PUBLIC SHAREHOLDING						
	(1) INSTITUTIONS						
	(a) MUTUAL FUNDS / UTI						
	(b) FINANCIAL INSTITUTIONS / BANKS						
	(c) CENTRAL GOVERNMENT / STATE GOVERNMENT(S)						
	(d) VENTURE CAPITAL FUNDS						
	(e) INSURANCE COMPANIES						
	(f) FOREIGN INSTITUTIONAL INVESTORS						
	(g) FOREIGN VENTURE CAPITAL INVESTORS						
	(h) ANY OTHER (SPECIFY)						
	SUB-TOTAL (B) (1)						
	(2) NON-INSTITUTIONS						
	(a) BODIES CORPORATE						
	(b) INDIVIDUALS -						
	I. INDIVIDUAL SHAREHOLDERS HOLDING NOMINAL SHARECAPITAL UP TO RS. 1 LAKH						
	II. INDIVIDUAL SHAREHOLDERS HOLDING NOMINAL SHARECAPITAL IN EXCESS OF RS. 1 LAKH						
	(c) ANY OTHER (SPECIFY)						
	SUB-TOTAL (B) (2)						
	TOTAL PUBLIC SHAREHOLDING (B)=(B) (1)+(B) (2)						
	TOTAL (A)+(B)						
	(C) SHARES HELD BY CUSTODIANS AND AGAINST WHICH DEPOSITORY RECEIPTS HAVE BEEN ISSUED						
	GRAND TOTAL (A)+(B)+(C)						

